

How to invest online for new investors: A step-by-step guide

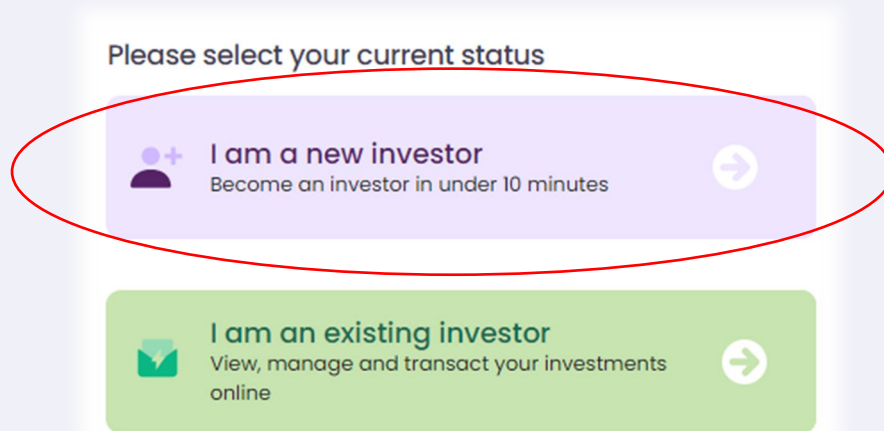
Direct Investor Only

Only available for Discretionary ETF's and Managed Portfolios, Tax Free Savings Accounts and Retirement Plans

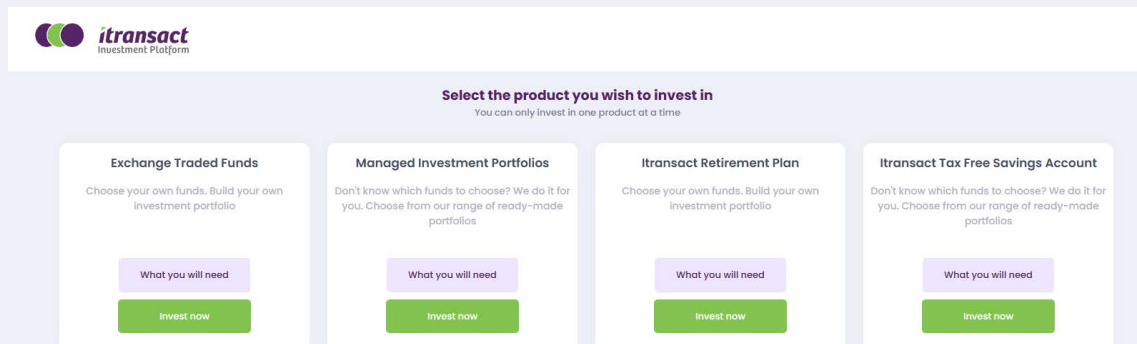
- 1 Follow the following link:

<https://newuser.itransact.co.za/#/auth/login>

- 2 Select "I am a new investor"

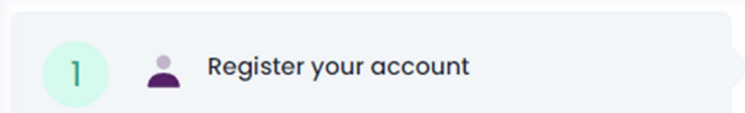


- 3 Select the product you want to invest into from the available list of products:



- 4 Click on Invest Now for the product you want to invest in

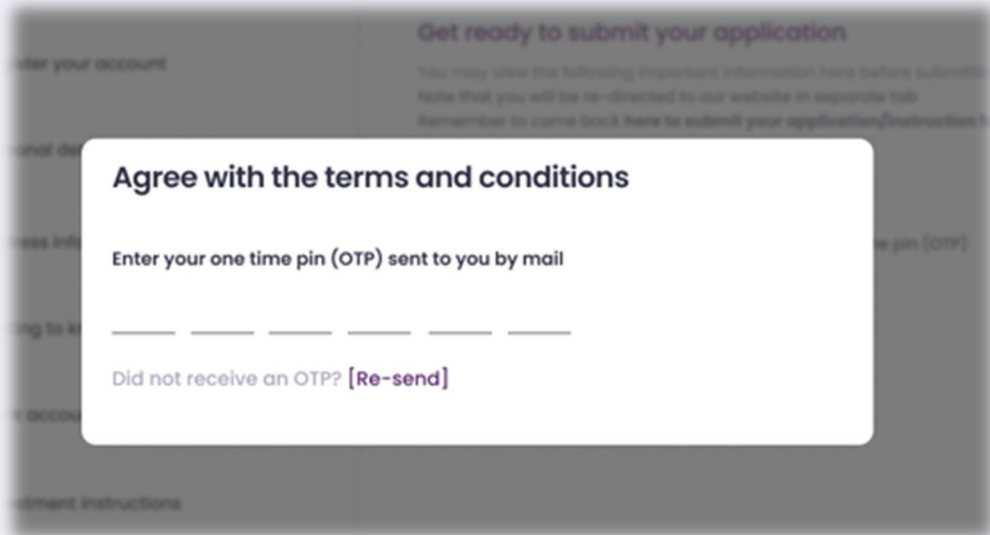
- 5 Follow the steps to set up your account. You will need to register first



6 Once you have registered your account, a OTP pin will be emailed to you, enter this OTP to continue with the application

7 Continue with Steps 2 - 7

8 Once you select Submit Application, a second OTP pin will be emailed to you as acceptance of the terms and conditions.



The screenshot shows a web application interface with a modal window. The background is a dark grey page with the heading "Get ready to submit your application". The modal window is white and contains the following text:

Agree with the terms and conditions

Enter your one time pin (OTP) sent to you by mail

Did not receive an OTP? [\[Re-send\]](#)

9 Once you receive a Success message, the application has been submitted successfully. A electronic copy will be emailed to you. If there is any outstanding information a service consultant will be in contact.