

FEBRUARY 2025

INVESTMENT OBJECTIVE

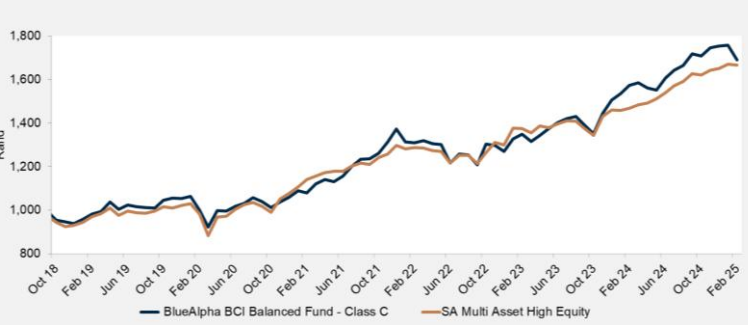
The BlueAlpha BCI Balanced Fund is a managed portfolio with the objective to offer investors a moderate to high long-term total return.

INVESTMENT PHILOSOPHY

The portfolio will be managed in compliance with prudential investment guidelines for retirement funds in South Africa to the extent allowed for by the Act. The portfolio's net equity exposure will range between 0% and 75% of the portfolio's net asset value. The portfolio has the option to invest in a combination of assets in liquid form, money market instruments, interest bearing securities, bonds, debentures, corporate debt, equity securities, property securities, preference shares, convertible equities, non-equity securities, or collective investment schemes.

FUND PERFORMANCE (NET OF FEES)

Growth of a R1000 Investment



Source: IRESS, Bloomberg

Table with 5 columns: Annualised (%), 1 Year, 3 Year (annualised), 5 Year (annualised), Since Inception. Rows include Fund and ASISA Category Average.

Inception Date: September 2018
Annualised return is the weighted compound growth rate over the period measured

Table with Risk Statistics and Highest and Lowest performance metrics. Columns include Fund, 1 Year, 3 Years, and Calendar year performance since inception (High/Low).

MONTHLY RETURNS

Table showing monthly returns from JAN 2020 to DEC 2025, including YTD (Year-to-Date) returns.

EFFECTIVE EXPOSURE

Table showing Effective Exposure by asset class: Equities (32% Domestic, 40% Foreign), Property (9%), Fixed Income (10%), Commodities (5%), Cash (2%), and Total (58% Domestic, 42% Foreign).

FUND INFORMATION

Table with Fund Information details: Portfolio Manager (Richard Pitt, Walter Jacobs), Launch date (20 September 2018), Portfolio value (R 51 million), NAV price at month end (142.48 cpu), JSE Code (BABFC), ISIN Number (ZAE000261103), ASISA category (SA Multi Asset High Equity), Benchmark (Average of the SA Multi Asset High Equity ASISA category), Minimum investment amount (None), Valuation (Daily), Valuation time (15:00), Transaction time (14:00), Regulation 28 (Yes), Date of Income Declaration (30 June/ 31 December), Date of Income Payment (2nd working day: July/ January).

INCOME DISTRIBUTION(cpu)

Table showing Income Distribution (cpu) for June 2023, Dec 2023, June 2024, and Dec 2024.

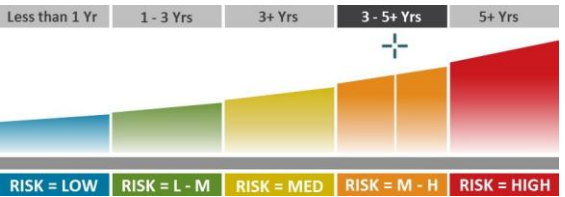
FEE STRUCTURE

Table with Fee Structure details: Annual Service Fee (0.98% incl. VAT), Initial, exit and switching fee (None), Performance fee (None).

TOTAL EXPENSE RATIO (TER)

Table with Total Expense Ratio details: Total TER (1.19% (PY 1.19%)), Transaction Cost (0.19% (PY 0.19%)), Total Investment Charge (1.38% (PY 1.38%)).

RISK PROFILE



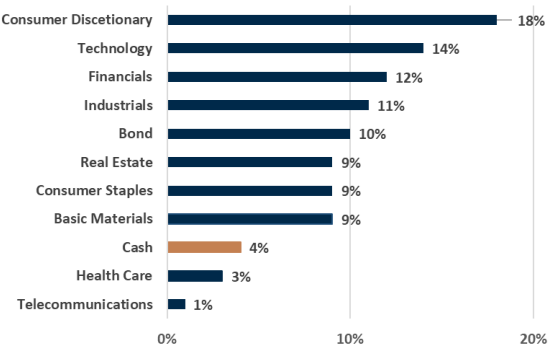
Medium – High Risk

•This portfolio holds more equity exposure than a medium risk portfolio but less than a high-risk portfolio. In turn the expected volatility is higher than a medium risk portfolio, but less than a high-risk portfolio. The probability of losses is higher than that of a medium risk portfolio, but less than a high-risk portfolio and the expected potential long term investment returns could therefore be higher than a medium risk portfolio.
•Where the asset allocation contained in this MDD reflect offshore exposure, the portfolio is exposed to currency risks
•The portfolio is exposed to equity as well as default and interest rate risks.
•Therefore, it is suitable for medium to long term investment horizons

PORTFOLIO HOLDINGS

Table with 2 columns: Holding Name, Percentage. Rows include R2032 8.25%, NewGold Ltd, DOMINOS PIZZA INC, Mastercard Inc- A, Autozone, Fortinet, Alphabet Inc- CL A, Vukile, Redefine, Nepi Rockcastle.

Asset Allocation (%) as at 28 February 2025



INFORMATION AND DISCLOSURES

RISK
Where foreign securities are included in the portfolio there may be additional risks such as potential constraints on liquidity and repatriation of funds, macroeconomic risk, political risk, foreign exchange risk, tax risk, settlement risk as well as potential limitations on the availability of market information.

TOTAL EXPENSE RATIO (TER)
Please note: A higher TER ratio does not necessarily imply a poor return, nor does a low TER imply a good return. The current TER cannot be regarded as an indication of future TER's.

EFFECTIVE ANNUAL COST (EAC)
Boutique Collective Investments adopted the ASISA Standard on Effective Annual Cost ("EAC"). The EAC measure allows you to compare charges on your investments as well as their impact on your investment returns prior to investing.

* Monthly Fixed Administration Fee: R15 excluding VAT which will apply to all direct investor accounts with balances of less than R100 000 at month end, unless an investor transacts online, in which case no such fee will be levied.

Table with 3 columns: Total Expense Ratio (TER), Transactional Cost (TC), Total Investment Charge (TER & TC). Rows show percentages and descriptions of costs.

FAIS CONFLICT OF INTEREST DISCLOSURE
Please note that your financial advisor may be a related party to the co-naming partner and/or BCI. It is your financial advisor's responsibility to disclose all fees he/she receives from any related party.

PERFORMANCE REPORTING
Investment performance is for illustrative purposes only and calculated by taking actual initial fees and ongoing fees into account for amount shown with income reinvested on reinvestment date.

Investment Manager: BlueAlpha Investment Management Pty (Ltd) is an authorized Financial Service Provider FSP number 118

- Additional information, including application forms, annual or quarterly reports can be obtained from BCI, free of charge or can be accessed on our website www.bci.co.za
- Valuation takes place daily and prices can be viewed on our website (www.bcis.co.za) or in the daily newspaper.
- Actual annual performance figures are available to existing investors on request.
- Upon request the Manager will provide the investor with portfolio quarterly investment holdings reports.

Management Company Information
Boutique Collective Investments (RF) (Pty) Limited | Cantina Building Bella Rosa Village, Bella Rosa Str, Belville, 7530
Tel: 021 007 1500/1/2 | Email: clientservices@bcis.co.za + www.bcis.co.za.

Custodian / Trustee Information
The Standard Bank of South Africa Limited – Trustee Services
Tel: 021 441 4100



Client Service: 021 409 7100 Fax: 021 425 6560 Email: info@bluealphafunds.com Website: www.bluealphafunds.com